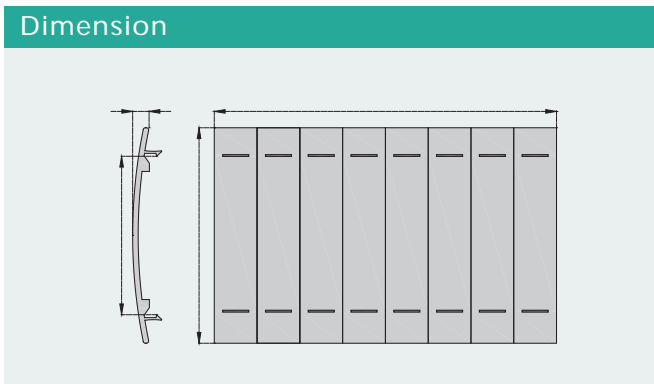


I/O terminal base


Model	NPPB-BS210
Power supply	1+, 3-
Description	Connect the rail BUS base, external power is introduced through the terminal block of the base. If a redundant power module is selected, this terminal can be left unselected.



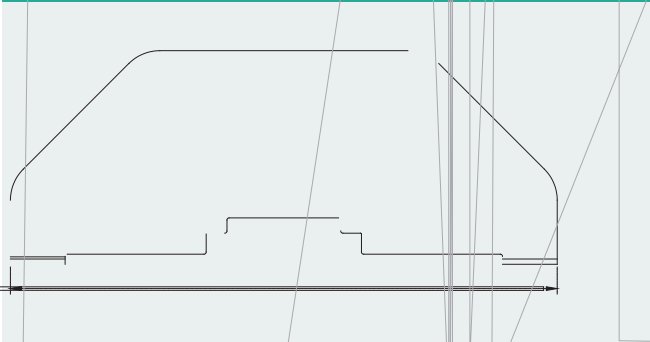
Dust cover

Model	NPPB-BSC028
Description	Protect the exposed bus and split the combination as needed.

Dimension



Dimension



Limiter

Model	NPPB-SS5
Description	For fixed position, standard 2 sets

Fixed piece

Model	NPPB-TS35B
Description	Material: metal iron, used for rail load-bearing reinforcement, standard 2 pieces