

DO Isolated Safety Barrier

NPEXB-H512L

single input, single output

Input: wet contact
Output: 45mA

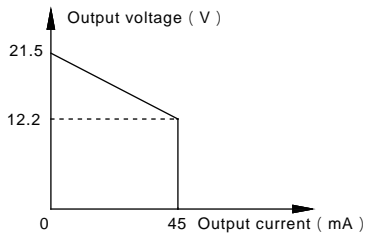
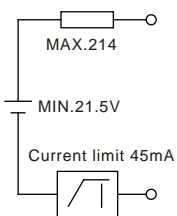
By switch signal controlling, transfers the digital signals (wet contact) from safe area into current signals to hazardous area, and drives field device like intrinsically safe valves, audible alarms, etc. The input, output are galvanically isolated from each other.

Technical data

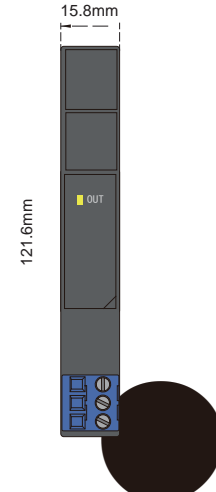
Loop Powered:	20 V DC~30 V DC (Reverse power protection)
Power dissipation:	1.6W
Input signal:	wet contact
Output voltage:	> 12.2V DC
Open-circuit voltage:	21.5V DC
Output current:	45mA

Output equivalent circuit

Output characteristics diagram



Response time:	< 20ms
Electromagnetic compatibility:	IEC 61326-3-1
Dielectric strength:	2500 V AC (intrinsically safe side / non-intrinsically safe side)
Insulation resistance:	100 M (Input /Output)
Operation temperature:	-20°C ~ +60°C
Storage temperature:	-40°C ~ +80°C
Dimension:	15.8 mm (W) x 121.6 mm (H) x 104.8 mm (D)



Wiring diagram

Explosive-proof parameters

National Supervision and Inspection Center for Explosion Protection and Instrumentation (NEPSI)
Explosion grade: [Ex ia Ga] II C
Um 250V
Certified parameters (Terminals 1, 2)
Uo=25.2V, Io=125mA, Po=790mW
II C Co=0.107μF Lo=1.5mH
II B Co=0.82μF Lo=4.5mH
II A Co=2.9μF Lo=12mH