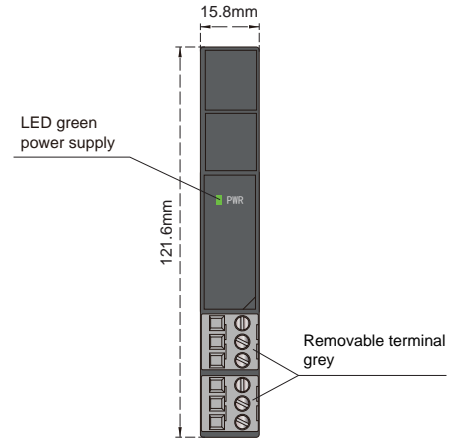


**NPGL-HM11D**      single input, single output  
**NPGL-HM111D**    single input, double output  
**NPGL-HMD111D**   double input, double output

Input: 4 ~ 20 mA  
 Output: 4 ~ 20 mA

This isolator converts the current or voltage signals to current or voltage signals. It allows transmission of HART communication signals. The input, output, and power supply are galvanically isolated from each other.



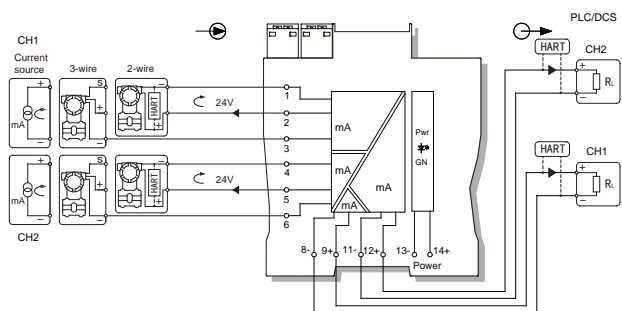
## Technical data

Power supply:	18 V DC~32 V DC (Reverse power protection)
Power dissipation:	1.3 W (24V DC, single input single output) 1.8 W (24V DC, single input double output) 2.5 W (24V DC, double input double output)
Input signal:	Current: 0/4 ~ 20mA; 0 ~ 10mA Voltage: 0/1 ~ 5V; 0 ~ 10V
Input resistance:	Current: approx. 50 Voltage: 1M
Available voltage:	open-circuit voltage: 27 V voltage: 22 V at 20 mA
Output signal:	Sink mode: 4 ~ 20mA Current: 0/4 ~ 20mA; 0 ~ 10mA Voltage: 0/1 ~ 5V; 0 ~ 10V
Load resistance:	Sink mode: $R_L \leq [(U-3)/0.02]$ ; U: Loop power supply 0/4 ~ 20mA: $R_L \leq 450$ ; 0 ~ 10mA: $R_L \leq 900$ 0/1 ~ 5V: $R_L \leq 1M$ ; 0 ~ 10V: $R_L \leq 2M$
Accuracy:	± 0.1%F.S.
Temperature drift:	0.005%F.S./°C
Response time:	2ms
Electromagnetic compatibility:	IEC 61326-3-1
Dielectric strength:	1500 V AC (Input/Output) 500 V AC (Power supply/Output)
Insulation resistance:	100 M ( Input /Output/Power supply)
Operation temperature:	-20°C ~ +60°C
Storage temperature:	-40°C ~ +80°C
Dimension:	15.8 mm (W) × 121.6 mm (H) × 104.8 mm (D)

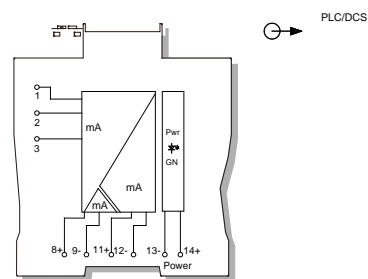
## Model rules

Model		Description
NPWD-HM	<input type="checkbox"/> <input type="checkbox"/> <input type="checkbox"/> <input type="checkbox"/> <input type="checkbox"/>	Isolator
Channel	<input type="checkbox"/>	Single as default
	D	Double channel
Input	1	4~20mA
	2	1~5V
	3	0~10mA
	4	0~5V
	5	0~10V
	6	0~20mA
Output1	1	4~20mA
	1S	Output sink mode: 4~20mA
	2	1~5V
	3	0~10mA
	4	0~5V
	5	0~10V
Output2		None as default
	1	4~20mA
	1S	Output sink mode: 4~20mA
	2	1~5V
	3	0~10mA
	4	0~5V
Power supply	D	24V DC

## Wiring diagram



24V DC, double current input, double source current output



24V DC, double current input, double sink current output

24V DC, single voltage input, double current / voltage output